

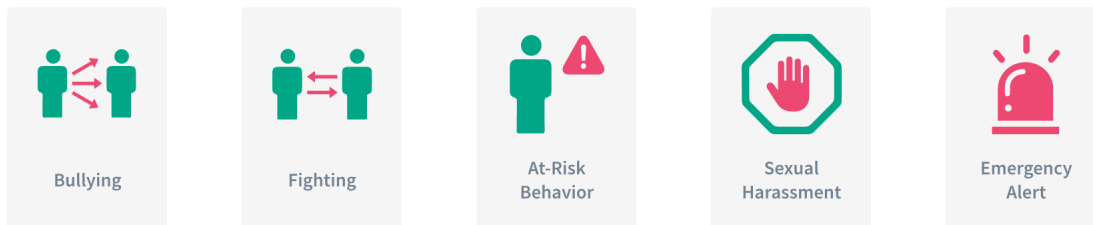
Social Media-tors!

A New Approach to School Safety,
Student Wellness & a Positive School Culture

Bridgit is a fully compliant safety solution that addresses and prevents bullying and harassment using the power of today's technology.

CRC has partnered with Bridg-it, a student safety and wellness app designed to connect and empower students in creating and maintaining a safe school culture. Bridg-it becomes a school's own social safety app, capable of documenting and measuring student safety and wellness. For example, students can use the Bridg-it App to immediately communicate conflicts caused by bullying and other at-risk behaviors. Through its intuitive user interface, students easily report the initial incident data (who, what, where, why and when). Behavioral data is then displayed in such a way reveal the current school climate and culture. For example, principals can see data such as how many tenth-grade boys bullied tenth-grade girls over a two-week period. The data will also reveal the names of the top aggressors among the boys to administrators and the specific restorative practices the Social Media-tors! used to address the conflict.

In multiple languages, Bridg-it will capture and help track conflicts in the following areas and can be customized further.




Enhancing schools' staff success, Bridg-it will add needed technical expertise, transparency and objective behavioral data to better address ever-prevalent online conflict. In the short time since its launch, Bridg-it has already documented significant improvements, as noted below.

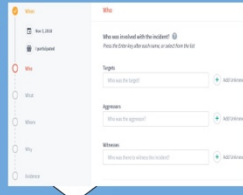
Schools with Bridg-it see *measurable academic and social improvement*. When students feel safe and secure, they maximize their learning potential academically, socially and emotionally.



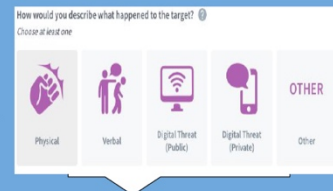
Bridg-it : Be apart of the solution Not the problem



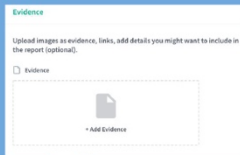
Step 1: Select when the incident happened by telling the time and date. Next select how were you involved with the incident.



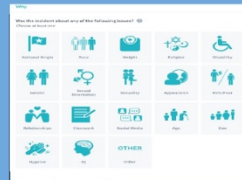
Step 2: Select who was the target, who was the aggressor, who was there to witness the accident. Then select yes or no if there was a risk of either party getting physically harmed.



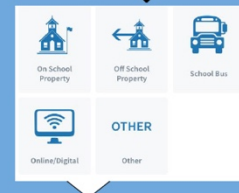
Step 3 : Select how would you describe what happened to the target.



Step 6 : Lastly upload images as evidence, links, and add details (optional)



Step 5 : Select what the incident was about and describe what happened.



Step 4 : Select where the incident happen.

Designed by: I.S.229